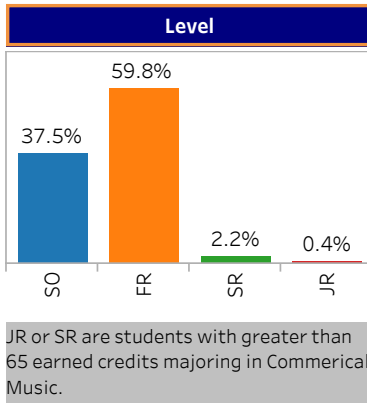
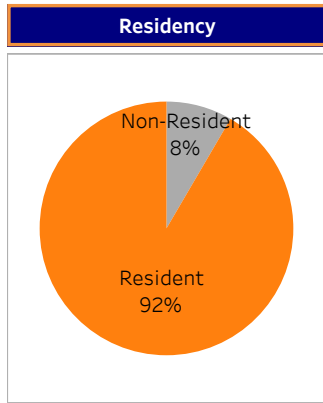
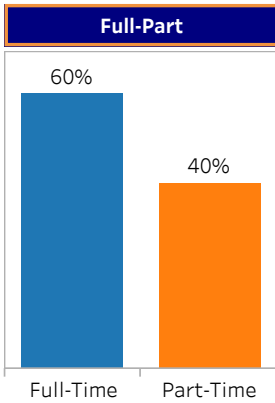


Snow College Student Profile

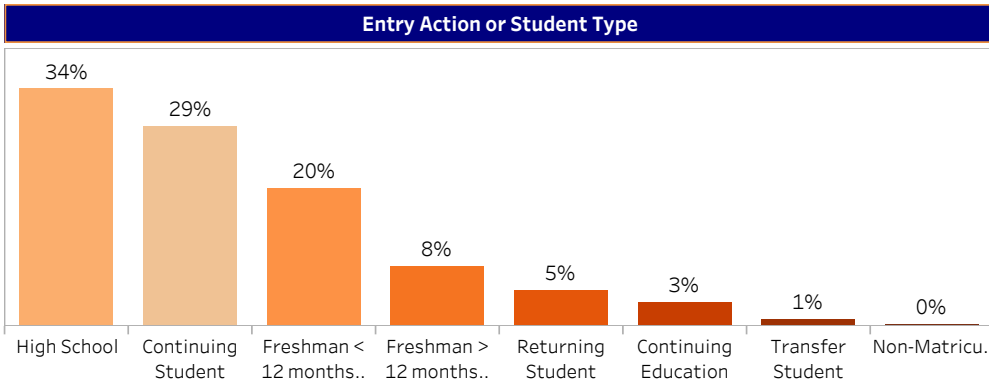
This is demographic information on Snow College's fall 2017 student body. The information can be filtered by gender by using the drop down menu to the right. The information is based on the fall 3rd week report submitted to the Utah State Board of Regents by October 1, 2017.

Total Students	Gender		Gender All	S Pt Ft All	S Ethnic All
5,563	Female	3,070			
	Male	2,493			



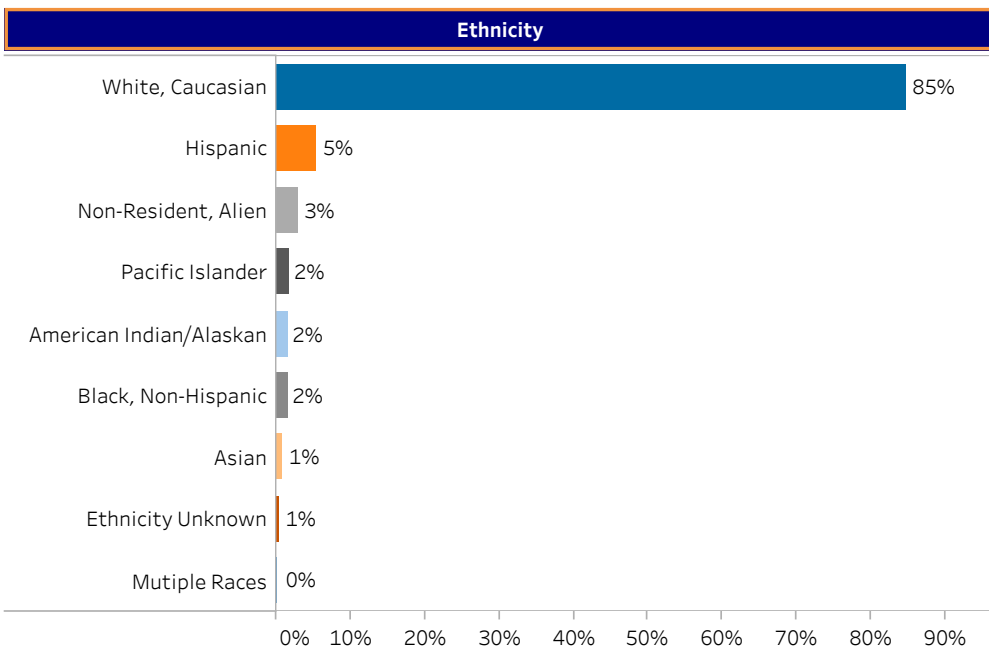
Age

	% of Total	AVE Age
18 Years or young..	54%	17
19 to 20 years	24%	19
20 to 24 years	16%	22
25 to 30 years	3%	27
31 to 40 years	2%	35
41 to 50 years	1%	45
51 to 60 years	0%	55
61 years and older	0%	66
Grand Total	100%	20



Counties

Other Areas in Utah	18%
Out of State, In US	2%
Out of US	9%
Six-County Service Area	39%
Wasatch Front Counties	32%
Grand Total	100%



Foreign Countries

Japan	14%
China	10%
Ecuador	8%
Brazil	6%
Hong Kong	5%
Tunisia	4%
Germany	3%
United Kingdom	3%
Guatemala	3%
Mexico	3%
Taiwan	3%
Canda	2%
Columbia	2%
Egypt	2%
Panama	2%
Serbia	2%
Ukraine	2%
Congo	2%
Costa Rica	2%
Nicaragua	2%
Senegal	2%
El Salvador	2%
Zimbabwe	2%
Australia	1%
Belgium	1%
Burundi	1%
Bahamas	1%
Honduras	1%
Italy	1%
Korea	1%
Nigeria	1%
New Zealand	1%
Puerto Rico	1%
Portugal	1%
Qatar	1%
Sweden	1%
SL	1%
Thailand	1%
Turkmenistan	1%
Tonga	1%

Snow College Student Profile

This is academic information on Snow College's fall 2017 student body. The information can be filtered by gender by using the drop down menu to the right. The information is based on the fall 3rd week report submitted to the Utah State Board of Regents by October 1, 2017.

Gender All
 S Pt Ft All
 S Ethnic All

15 to Finish	Cumulative GPA		ACT Composite		ACT English		
<p>8% 15 or more Credits</p> <p>92% Less 15 Credits</p>	% of Total	AVE	% of Total	AVE CO	% of Total	AVE ENG	
	.9 to 1.1 (D)	0%	1.06	No Score	37%	No Score	31%
	1.2 to 1.5 (D+)	1%	1.39	10 or less	0%	10 or less	3%
	1.6 to 1.8 (C-)	1%	1.73	11 to 15	8%	11 to 16	18%
	1.9 to 2.1 (C)	4%	2.05	16 to 20	23%	17 to 20	16%
	2.2 to 2.5 (C+)	9%	2.42	21 to 25	23%	21 to 25	23%
	2.6 to 2.8 (B-)	12%	2.76	26 to 30	9%	26 to 30	8%
	2.9 to 3.1 (B)	17%	3.05	31 or higher	1%	31 or higher	3%
	3.2 to 3.5 (B+)	23%	3.39	Grand Total	100%	Grand Total	100%
	3.6 to 3.8 (A-)	20%	3.74				
3.9 to 4.0 (A)	15%	3.98					
Grand Total	100%	3.25		21		20	

ACT Math	ACT Reading	ACT Science	PELL Grants
% of Total	AVE MA	% of Total	AVE SO
No Score	31%	No score	31%
10 or Less	0%	10 or less	0%
11 to 17	37%	11 to 15	7%
21 to 25	22%	16 to 20	24%
26 to 30	10%	21 to 25	30%
31 or higher	1%	26 to 30	7%
Grand Total	100%	Grand Total	100%

ACT Math	ACT Reading	ACT Science	PELL Grants
% of Total	AVE MA	% of Total	AVE SO
No Score	31%	No Score	31%
10 or Less	0%	10 or less	1%
11 to 17	37%	11 to 15	11%
21 to 25	22%	16 to 20	21%
26 to 30	10%	21 to 25	21%
31 or higher	1%	26 to 30	11%
Grand Total	20	Grand Total	21

PELL Grants	Amount
No Pell	74%
Pell Awarded	26%
Grand Total	100%

PELL Grants	Amount
No Pell	\$0
Pell Awarded	\$2,395
Grand Total	\$2,386

Semester Retention	
Attended Spring 2016	6%
Not attend Spring 2016	94%
Grand Total	100%

HISTORY:

Founded in 1888, Snow College is the educational, artistic, musical, and sports center for Central Utah. Encouraged by Snow's high academic standards and dedication to the pursuit of knowledge, thousands of graduates have gone on to earn higher degrees at colleges and universities throughout the country. Thousands of other students have graduated from the College fully prepared to find gainful employment in a variety of fields.

HIGHLIGHTS:

- * One of the fastest growing institutions in the state of Utah since 2008
- * Accredited by the Northwest Commission on Colleges and Universities
- * Aspen Prize Top 10 School--7 years running
- * CNN Money 6th best value
- * TheBestSchools.org 8th best college
- * Top 5% of Best College by NICHE
- * Ranked 9th best in the nation by Washington Monthly
- * Ranked #2 in the nation by RankMyProfessor..

OTHER FACTS:

- * 5 Academic Divisions
- * Certificate, Associate, and Bachelor's degree offerings
- * Offers the only Bachelor's of Commerical Music degree
- * Full-time retention is 55%
- * 81% of students either graduate and/or transfer
- * 80.8% of graduates are employed

NJCAA ATHLETIC TEAMS:

- Football (ranked #5)
- Volleyball (ranked #9)
- Women's Basketball
- Men's Basketball
- Women's Soccer
- Men's Soccer
- Men's and Women's Rodeo

Snow College continues a tradition of excellence, encourages a culture of innovation, and cultivates an atmosphere of engagement to advance students in the achievement of their educational goals.

~ Tradition of Excellence ~ Culture of Innovation ~ Atmosphere of Engagement ~